


## SINGLE HUNG (SH800)

### Pre-tensioned spiral balance system

- Provides smooth, easy opening and closing

### Integrated lift rails and deluxe swivel locks

- Allow easy fingertip operation



Proview/Oriel



## HORIZONTAL ROLLER (HR810)

### Available in 2-lite configuration

- Operation viewed from outside

### Low-friction brass tandem rollers in a nylon housing

- Provide smooth, durable, adjustable operation

### Removable sash design

- For easy exterior cleaning



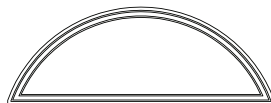
## PICTURE WINDOW / FIXED LITE ARCHITECTURAL (PW/AR820)

### Available in a variety of shapes & sizes

- Provides maximum amount of light
- Can serve as standalone or companion window

### Installation covers

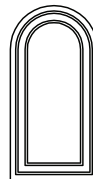
- For a complete, clean appearance



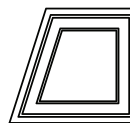
Half Circle



Eye-brow



Arch



Trapezoid

Other standard and custom shapes available.

