

WinDoor®

HIGH PERFORMANCE DOORS & WINDOWS

7000 Series

Sliding Glass Door Aluminum

Featuring: 2 - 3 & 4 Track Sliding Glass Door Systems

Unlimited Number Of Panel Configurations available in Pocket, Bypass Systems



7000 Series Impact & Non-Impact

Sliding Glass Door Design Pressures

5'0 x 8'2- inches High Door

DP's Up To +75 / -75

H.P. Series

4'0 x 8'2- inches High Door

DP's Up To +80 / -90

Water Performance up to 11.2 lbs

Single or Double Glazed Options

U-Factor as Low as 0.60

SHGC as Low as .21



The Perfect Sliding Glass Door for Residential or Commercial Projects...

More Highlights On The Back

www.WinDoorInc.com



Handles: The EURO Handle System is a Standard Metal full-size interior and exterior handle that is available in a variety of colors. Featuring a large easy to operate pull handle.

Locking Systems Anti-Slam:

Adjustable stainless steel dual-point mortise locks...
Secondary locking system available, exterior key lock available as well.



Panels: have a depth of 1-5/16" with 4" wide stiles and rails.

7000 Series Non-Impact & Impact-Resistant Glazing: Featuring Hurricane Or Safety Protection Glass. Large and Small Missile Non-Impact Glazing: Tempered glass 3/16" & 1/4" and 3/4" tempered insulated glass for locations not requiring impact glazing. Impact-Resistant Glazing: Large missile - 7/16" & 9/16" single glazed and 3/4" tempered insulated glass. Protects against damage caused by windborne debris and intruders, and greatly reduces sound transmission. Eliminates the need for unsightly and inconvenient storm shutters. We call it... Passive Protection 24/7


Dual Fin-Seal Weather-stripping: Two sets of polypropylene fiber weather stripping concealed in panel perimeters. Keeps the elements out and reduces energy costs year after year.

Standard Roller Systems: True Coastal Hardware Locking Hardware and Rollers: Standard Stainless Steel housed adjustable tandem rollers with 1-5/8" Delrin® wheels. Insures trouble-free operation in salt air environments allowing the doors to operate easily and quietly.



This results in a wheel that tracks perfectly without lateral vibration and contributes significantly to the ease and smoothness of operation...
Better Roller Systems

Muntins*: Inside and outside muntins enhance the design. Internal muntins available for insulated glass panels.



Color Finishes:



White & Bronze also available in South Beach Silver Clear Anodized 215 Class 1. AAMA 2603, 2604* and 2605 - Custom Color Match Finishes always available.

Screens Option: Featuring as our standard screen option. Heavy-duty exterior screen with frame depth of 1-1/4" x 2-5/8". Featuring adjustable stainless steel housed 1-5/8" Delrin® wheels.

SILL RISER OPTIONS

Whatever the demands of your specific location, we can provide the sill riser to handle the rain. (See the chart below.)

Offers 3 Different Blade Sill Riser Heights

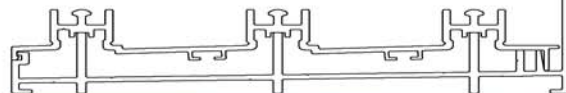
Sill Riser Height	Lab Results
2- 1/2"	9.0 psf
3- 1/8"	12.0 psf
4- 1/4"	18.0 psf

Offers 3 Different Blade Track/Sill Options.

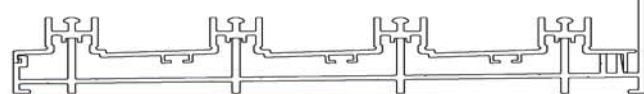
2-Track sill depth = 3- 9/16"



3-Track Sill Depth = 5- 1/2"



4-Track Sill Depth = 7- 1/2"



www.WinDoorInc.com

