

WinDoor®

HIGH PERFORMANCE DOORS & WINDOWS

6000 Series

Sliding Glass Door Aluminum

Featuring: 2 - 3 - 4 & 5 Track Sliding Glass Door Systems

Available in Pocket - Bypass - 90 & 135 Degree
Corner Doors with multi track configurations.



6000 Series Non-Impact Only

Window Wall System Design Pressures

DP's Up To +100 / -100

BIG Max Panel Size:

5 Feet x 10 Feet Tall Panels

Water Performance up to 18 lbs

Single or Double Glazed Options

U-Factor as Low as 0.60

SHGC as Low as .22



www.WinDoorInc.com

More Highlights On The Back




Roller Systems: Stainless steel adjustable tandem rollers with 1-5/8" Delrin® wheels allows doors to operate easily and quietly.



Screens: Heavy-duty standard box exterior screen.

Muntins*: Inside and outside muntins enhance



the design. Internal muntins available for insulated glass panels.

Pull Handles: The EURO Handle System Standard - Metal full-size - interior and exterior handles, available in a variety of colors.

Or choose our Signature Handle System by Special Request.



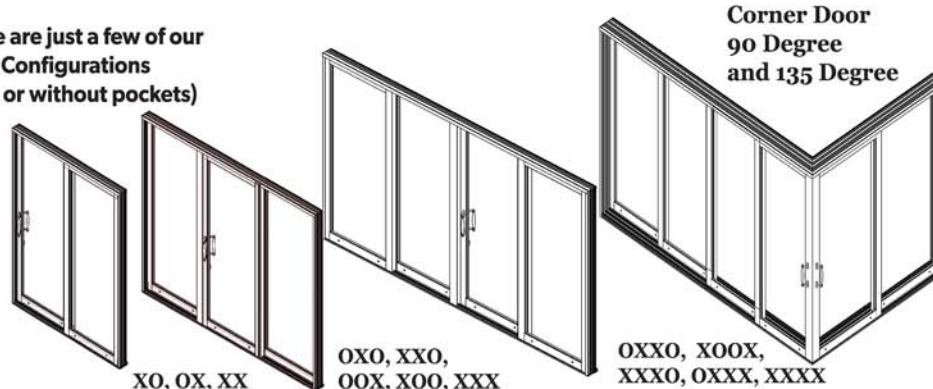
The Panels: Panels have a depth of 1-3/4" with 2-3/4" wide stiles and rails.
Non-Impact Glazing: Tempered glass from 3/16" up to 3/4" insulated glass for locations not requiring impact glass. **Low - E Glass Options:** Offering a wide range of low-e glass choices.

Dual Fin-Seal Weather-stripping: Two sets of polypropylene fiber weather stripping concealed in panel perimeters. Keeps the elements out and reduces energy costs year after year.

Locking Systems Anti-Slam: Adjustable stainless steel dual-point mortise locks - Secondary locking system available, exterior key lock available as well.

Custom-Matched Colors: Custom paint can be matched to the color of any décor, We can even provide you with two different colors Inside & Out!

These are just a few of our Door Configurations (with or without pockets)




XO, OX, XX

OXO, XXO, OOX, XOO, XXX

OXXO, XOOX, XXXO, OXXX, XXXX

Corner Door 90 Degree and 135 Degree

5 - SILL RISER and 5 - TRACK OPTIONS



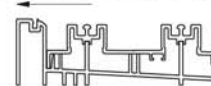
The performance data is from laboratory tests Controlling water with a variety of sill riser heights

Sill Riser Height	Certified Test Lab Results
1-3/4"	6.0 psf
2-1/4"	9.0 psf
3"	12.0 psf
3-1/2"	15.0 psf
4-1/4"	18.0 psf

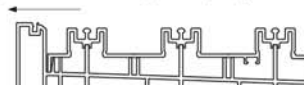
All products meet Miami Dade and AMMA protocols and are tested in accredited laboratories complying with third party certification.



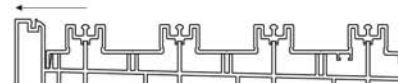
2-Track sill depth = 5-1/8"



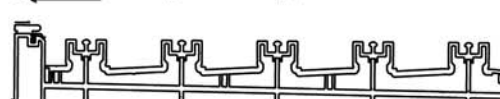
3-Track sill depth = 7-1/2"



4-Track sill depth = 9-7/8"



5-Track sill depth = 12-1/4"



Or Choose our Retro Fit Sill as small as 4 7/16" wide with no screen or 5 3/8" wide with a screen.